



# AnyConnect

Cisco Systems • Business

★★★★★ 43 [Share](#)

Please direct any questions, feedback or problem reports to [ac-mobile-feedback@cisco.com](mailto:ac-mobile-feedback@cisco.com).

[More](#) [Open Microsoft Store, search AnyConnect](#)



Free



**Get**

Overview

System Requirements

Reviews

Related

Available on

### Cisco AnyConnect Secure Mobility Client

VPN Settings Diagnostics About

Block Untrusted Servers

On



Launch the app.  
Go to settings.  
Unselect Block Untrusted Servers

**Cisco AnyConnect Secure Mobility Client**

VPN Settings Diagnostics About

Please use System Settings to manage AnyConnect VPN connections.



Go to VPN

Select Manage VPN, and a new window will open



Settings


Home


Find a setting

**Network & Internet**

- Status
- Ethernet
- Dial-up
- VPN
- Airplane mode
- Data usage
- Proxy

## VPN

 Add a VPN connection



### Advanced Options

Allow VPN over metered networks

On

Allow VPN while roaming

On

## Add a VPN connection

VPN provider

Connection name

Server name or address

Type of sign-in info

User name (optional)

Password (optional)

Remember my sign-in info

Save

Cancel

## Add a VPN connection

VPN provider

Drop down, select AnyConnect

Connection name

Name Location

Server name or address

AnyConnect DNS Addreses

Type of sign-in info

User name (optional)

Password (optional)

Remember my sign-in info

- UK 1 - <https://uk.xtreamsharkvpn.xyz/>
- UK 2 - <https://uk2.xtreamsharkvpn.xyz/>
- France 1 - <https://fr.xtreamsharkvpn.xyz/>
- France 2 - <https://fr2.xtreamsharkvpn.xyz/>
- Germany 1 - <https://de.xtreamsharkvpn.xyz/>
- Germany 2 - <https://de2.xtreamsharkvpn.xyz/>
- Netherlands 1 - <https://nl.xtreamsharkvpn.xyz/>
- Netherlands 2 - <https://nl2.xtreamsharkvpn.xyz/>
- Austria - <https://aus.xtreamsharkvpn.xyz/>
- Denmark - <https://den.xtreamsharkvpn.xyz/>
- Poland - <https://pl.xtreamsharkvpn.xyz/>
- Spain - <https://spn.xtreamsharkvpn.xyz/>
- New York - <https://ny.xtreamsharkvpn.xyz/>
- San Francisco - <https://sf.xtreamsharkvpn.xyz/>
- USA - <https://us1.xtreamsharkvpn.xyz/>
- Chicago - <https://us4.xtreamsharkvpn.xyz/>
- Canada - <https://can.xtreamsharkvpn.xyz/>

Save and continue

Save

Cancel

Settings

Home

Find a setting

**Network & Internet**

- Status
- Ethernet
- Dial-up
- VPN**
- Airplane mode
- Data usage
- Proxy

# VPN

+ Add a VPN connection



← Select the saved location

## Advanced Options

Allow VPN over metered networks



Allow VPN while roaming





UK



Connect

Advanced options

Remove



# VPN

Tap continue if you want to ignore these problems and proceed with the VPN connection. Otherwise tap cancel.

Server certificate details:

Store: OpenSSL  
Subject: O=Centos  
Common Name:  
Company: Centos  
Issuer: O=Centos  
Not Valid Before:  
Not Valid After: J  
Serial: 02  
SHA1 Fingerprint  
5480382D19113E



Next

Cancel

# VPN



Add a VPN connection



UK

Network sign-in info

Please enter your username.

Username: Enter username and select Next

Next

Cancel

# VPN



Add a VPN connection



UK

Network sign-in info

Please enter your password.

Password:

Next

Cancel

# VPN




Add a VPN connection



UK

Network sign-in info

Thank Your for using XstreamShark Cisco



Next

Cancel

# VPN



Add a VPN connection

Done, enjoy!!



UK  
Connected

Advanced options

Disconnect