

Need to download AnyConnect from the app store

<https://apps.apple.com/gb/app/cisco-anyconnect/id1135064690>

AnyConnect DNS updated.

UK 1 <https://uk.xtreamsharkvpn.xyz/>

France 1 <https://fr.xtreamsharkvpn.xyz/>

Poland <https://pl.xtreamsharkvpn.xyz/>

New York <https://ny.xtreamsharkvpn.xyz/>

San Francisco <https://sf.xtreamsharkvpn.xyz/>

Canada <https://can.xtreamsharkvpn.xyz/>

Germany <https://de.xtreamsharkvpn.xyz/>

UK 2 <https://uk2.xtreamsharkvpn.xyz/>

France 2 <https://fr2.xtreamsharkvpn.xyz/>

[Usa https://us1.xtreamsharkvpn.xyz/](https://us1.xtreamsharkvpn.xyz/)

## Settings

External Control

Disabled >

Block Untrusted Servers



VPN FIPS Mode



Check Certificate Revocation



Strict Certificate Trust Mode



Please modify Settings only when instructed by your system administrator.

- 1. Go to settings**
- 2. Disable Block Untrusted Servers**



Home



Settings



Diagnostics



About




12%

# AnyConnect

PRIMARY VIRTUAL PRIVATE NETWORK

AnyConnect VPN



Connections

Germany >

Details

Disconnected >

Select connections



Home



Settings



Diagnostics



About



13%

< Back

## VPN Connections

France1



✓ Germany  
Enabled



UK1



Add VPN Connection...



**Select Add VPN Connection**



Home



Settings



Diagnostics



About



15%

Cancel

Add VPN Connection

Save

Description

Canada

Server Address

<https://can.xtreamsh...>

Advanced



1. Enter Location.
2. Enter URL from list supplied.
3. Save.

**Cisco AnyConnect DNS list.**

**UK 1 <https://uk.xtreamsharkvpn.xyz/>**

**France 1 <https://fr.xtreamsharkvpn.xyz/>**

**Poland <https://pl.xtreamsharkvpn.xyz/>**

**New York <https://ny.xtreamsharkvpn.xyz/>**

**San Francisco <https://sf.xtreamsharkvpn.xyz/>**

**Canada <https://can.xtreamsharkvpn.xyz/>**

**Germany <https://de.xtreamsharkvpn.xyz/>**

**UK 2 <https://uk2.xtreamsharkvpn.xyz/>**

**France 2 <https://fr2.xtreamsharkvpn.xyz/>**

**Usa <https://us1.xtreamsharkvpn.xyz/>**





25%

< Back

## VPN Connections

Canada



France1



✓ **Germany**  
Enabled



UK1



Add VPN Connection...

1. **Select Location.**
2. **Press BACK.**



Home



Settings



Diagnostics



About



26%

# AnyConnect

 PRIMARY VIRTUAL PRIVATE NETWORK

AnyConnect VPN

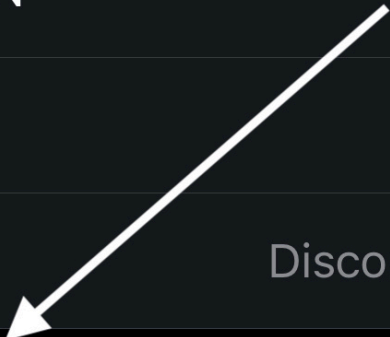


Connections

Canada >

Details

Disconnected >



**Select AnyConnect**



Home



Settings



Diagnostics



About



16%

# AnyConnect

PRIMARY VIRTUAL PRIVATE NETWORK

AnyConnect VPN



Connections

Canada >

Details

Connecting... >

## Untrusted Server

AnyConnect cannot verify the identity of Canada. Would you like to continue anyway?

Cancel

Details

Continue

Select Continue/Trust



Home



Settings



Diagnostics



About





17%

Cancel

Authentication

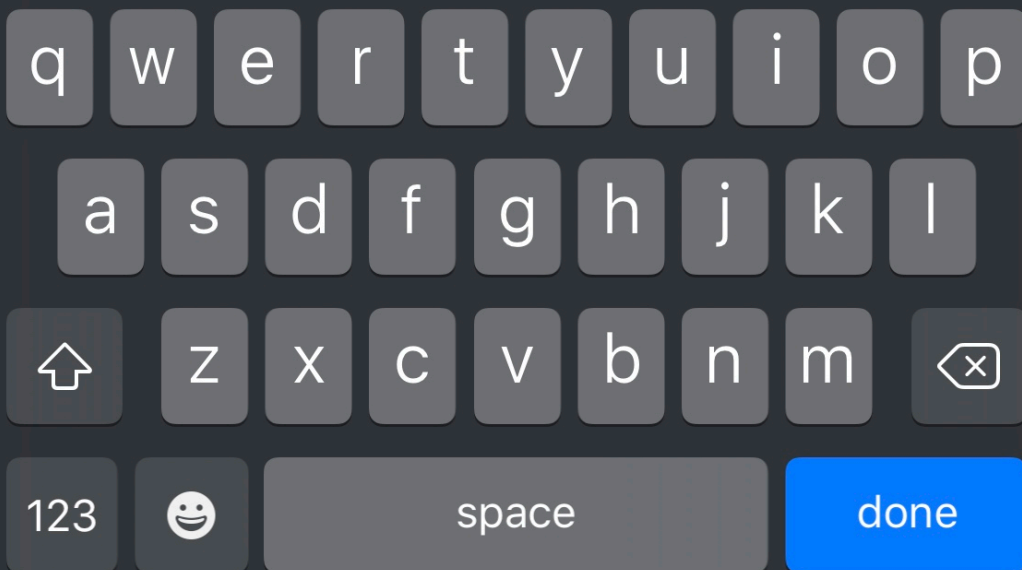
Connect

Please enter your username.

Username:



1. Enter Username and Password for VPN sub.
2. Connect.





18%

# AnyConnect

PRIMARY VIRTUAL PRIVATE NETWORK

AnyConnect VPN



Connections

Canada >

Details

Connecting... >

## Banner

Thank Your for using  
XtreamShark Cisco

Reject

Accept



Home



Settings



Diagnostics



About